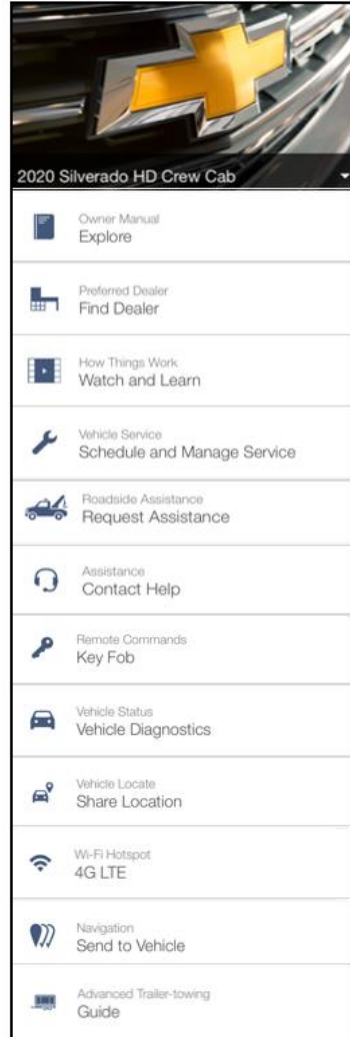


# INTERACTIVE HOW-TO GUIDE

MyChevrolet MyBuick MyGMC MyCadillac App – July 2019

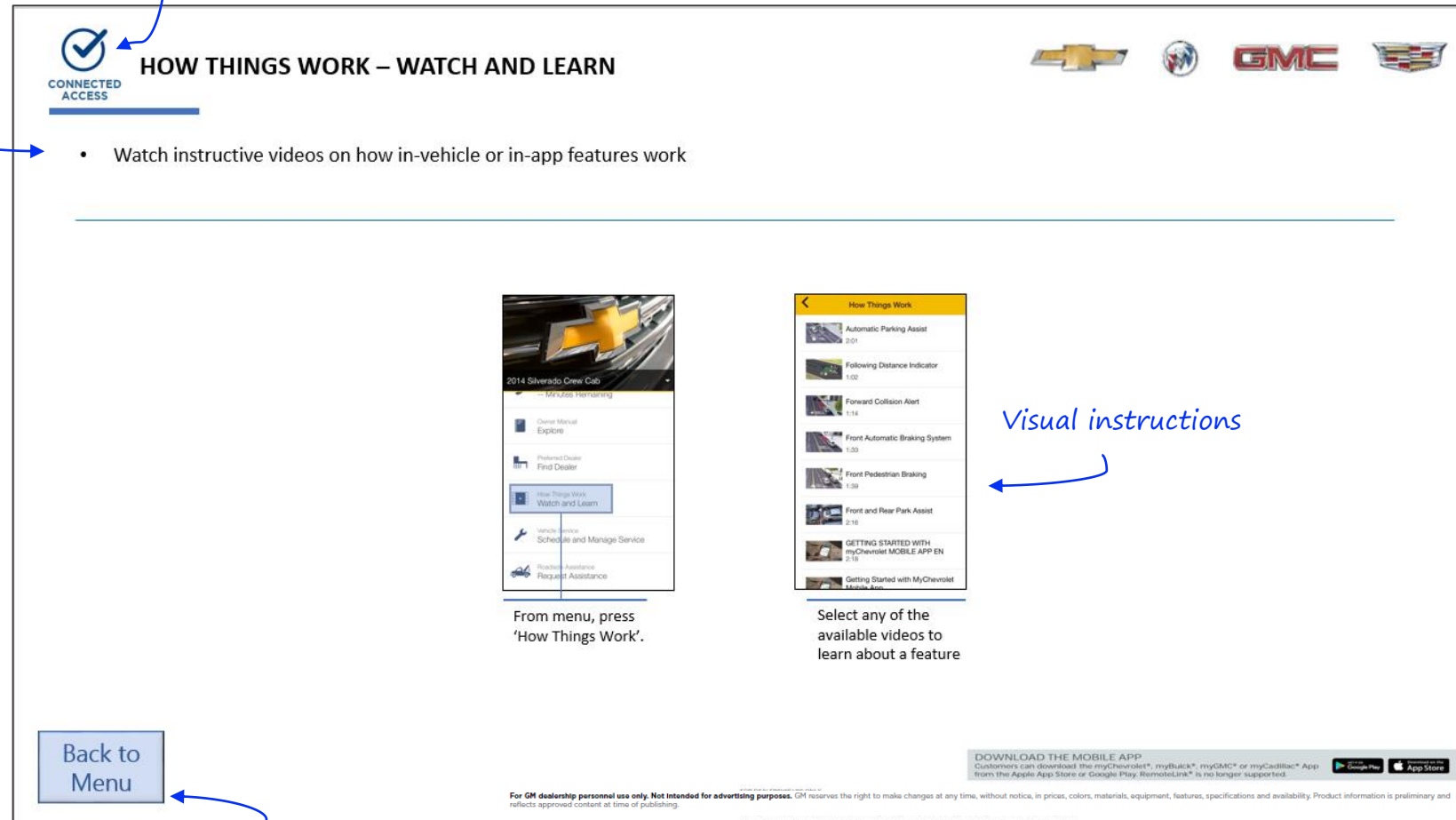


Click for  
How-to  
Guide



Feature summary

Plan availability



Visual instructions

1. SELECT FEATURE FROM MENU

2. VIEW KEY INFORMATION ON EACH FEATURE

# MyChevrolet MyBuick MyGMC MyCadillac App Features

July 2019



2020 Silverado HD Crew Cab



CONNECTED ACCESS

**INCLUDED**

for 10 years



REMOTE ACCESS

**PAID**

Owner Manual Explore	•	•
Preferred Dealer Find Dealer	•	•
How Things Work Watch and Learn	•	•
Vehicle Service Schedule and Manage Service	•	•
Roadside Assistance Request Assistance	•	•
Assistance Contact Help	•	•
Remote Commands Key Fob		•
Vehicle Status Vehicle Diagnostics		•
Vehicle Locate Share Location		•
Wi-Fi Hotspot 4G LTE	• *	• *
Navigation Send to Vehicle		•
Advanced Trailer-towing Guide	•	•

Click for  
How-To  
Guide



Click to view  
feature guide



\* data purchase required

# MYCHEVROLET, MYBUICK, MYGMC AND MYCADILLAC APP




## MYCHEVROLET, MYBUICK, MYGMC AND MYCADILLAC APP FEATURES

The dashboard lists the app's features, which customers can rearrange in their order of preference. Customers can download the mobile app from the Apple® App Store\*\* or Google Play™. Here's a look at the features — many of which we think your customers will use time and time again. Feature availability and capability varies by vehicle. Some features require a paid plan.


### REMOTE ACCESS\* FEATURES (paid plan required)

Click for  
How-To  
Guide


#### EV MOBILE COMMAND FEATURES (included for 5 years after new vehicle purchase\*)

 REMOTE COMMANDS†


- Precondition the vehicle's interior (EV ONLY)
- Lock or unlock vehicle
- Sound the vehicle's horn
- Flash the vehicle's lights

 ELECTRIC VEHICLE STATUS\*

- Total range or efficiency
- Tire pressure (does not monitor spare tire)
- Odometer reading
- EV charge status, level and settings
- EV range and efficiency
- Check for recalls


 ENERGY ASSIST (EV ONLY)

- See the estimated average range reported by your vehicle using the energy bubble tool (terms and limitations apply)
- Plan a route based on charge state and charging locations
- Find charging locations to help plan the best route
- Enroll to receive Energy Assist Notifications when your home or other charging stations are getting out of range (requires contact method on file and enrollment to receive alerts)


 NAVIGATION

- View charging stations locations on a map (EV ONLY)


† REMOTE COMMANDS:	GAS VEHICLES	ELECTRIC VEHICLES
	ONLY available during the 1-month trial (paid plan required after)	Offered for 5 years at no additional cost

 VEHICLE LOCATE

- View your vehicle's location on a map
- Enable specified contacts to view the vehicle's location
- Set and share notifications for arrivals and departures
- Set boundary notifications

 SEND-TO-VEHICLE NAVIGATION

- Search and send directions from your myChevrolet App to your vehicle's navigation system or through phone projection
- Plot your vehicle's location on a map

 VEHICLE STATUS\*

- Fuel level or efficiency
- Tire pressure
- Oil life status (Good, Service soon or Service immediately)
- Odometer reading
- Diesel Exhaust Fluid (DEF) level (if equipped) (Optimal, Low, Critically low)
- Check for recalls

**\*Disclosures**

**App Store:** App Store is a trademark of Apple Inc., registered in the U.S. and other countries. **Google Play:** Google Play is a trademark of Google LLC. Use of this trademark is subject to Google Permissions. **Remote Access Plan:** Diagnostic capabilities vary by model and do not cover all vehicle conditions. Additional message and data rates may apply. Requires email address on file and enrollment in Vehicle Diagnostics. Remote Access Plan does not include emergency or security services. Services are subject to user terms and limitations. Visit [onstar.ca](https://onstar.ca) for more details. **Remote Key Fob/Remote Commands:** Requires subscription to Remote Access Plan or Premium Access Plan. Services are subject to user terms and limitations and vary by vehicle model. Unlock feature requires automatic locks. Remote start requires GM factory-installed and enabled remote start system. Visit [onstar.ca](https://onstar.ca) for more details. **Vehicle Diagnostics/Vehicle Status:** Capabilities vary by model and service plan. Visit [onstar.ca](https://onstar.ca) for vehicle availability. Message and data rates may apply. Requires active service, email address on file and enrollment in Vehicle Diagnostics. Not all issues will deliver alerts. On-Demand Diagnostics requires a paid service plan. **Vehicle Locate:** U.S., Canada, and Mexico only. Requires select paid plan. Service is designed to locate compatible connected vehicles. Eligibility varies by vehicle model. Functionality varies by mobile device Message and data rates may apply. Requires contact method on file and enrollment to receive alerts. User terms and limitations apply. See [onstar.ca](https://onstar.ca) for details. **Send-to-Vehicle Navigation:** GM factory-installed navigation system required.

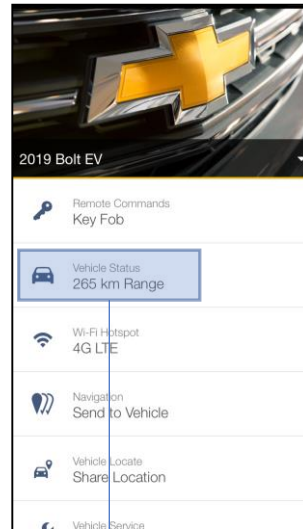
**For GM dealership personnel use only. Not intended for advertising purposes.** GM reserves the right to make changes at any time, without notice, in prices, colors, materials, equipment, features, specifications and availability. Product information is preliminary and reflects approved content at time of publishing.

# VEHICLE STATUS – ELECTRIC VEHICLE DIAGNOSTICS

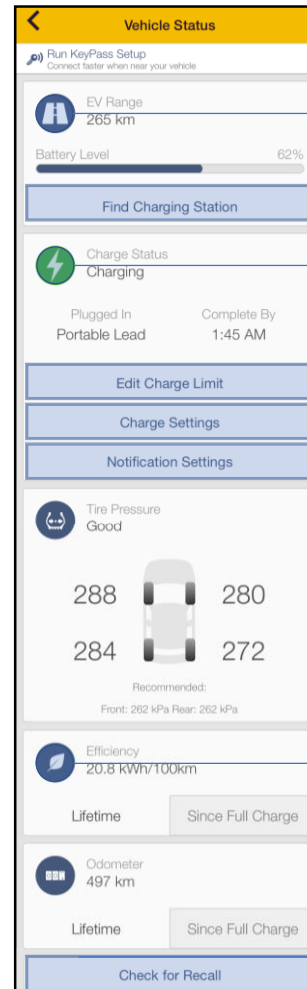
EV Mobile Command Features (included for 5 years after new vehicle purchase)



- View **charge level**, **charging stations**, **tire pressures**, **efficiency**, and **odometer**
- Check **Recall Information**



From menu, press  
'Vehicle Status'.



Electric range remaining

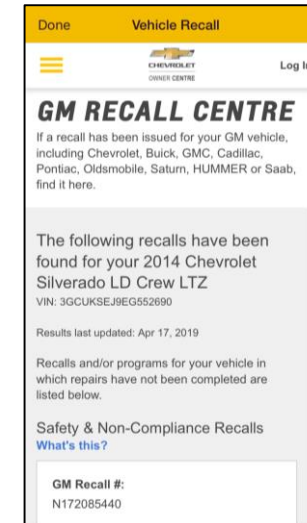
Press to find nearby  
charging stations

Check charging status,  
charger type, and time to  
completion

Adjust settings, charge limit,  
charge settings and phone  
notifications

See battery efficiency over  
vehicle lifetime or since last  
full charge

Press 'Check for Recall' to



View information on recall  
date, problem title and  
description, safety risk,  
repair description and  
status mirrored from Owner  
Centre.

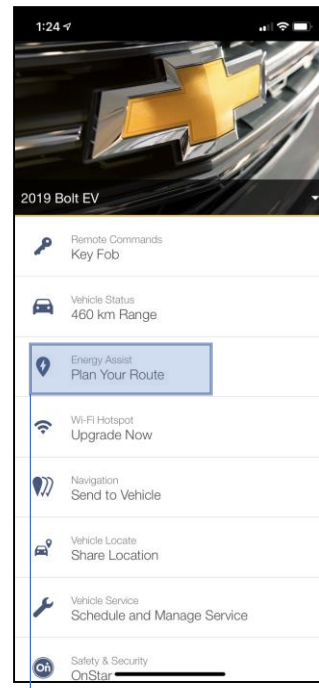
Back to  
Menu

# ENERGY ASSIST – PLAN YOUR ROUTE

EV Mobile Command Features (included for 5 years after new vehicle purchase)

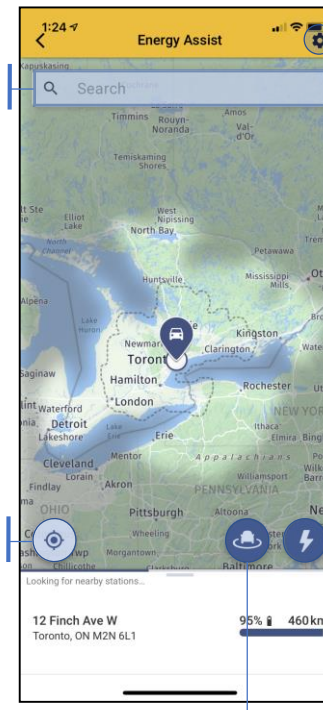


- Available for Bolt EV: See driving range, create navigation routes and search for charging stations along the way.
- Plan a route based on charge state and charging locations



From menu, press  
'Energy Assist'.

Enter a destination



Enroll to receive Energy Assist Notifications when your home or other charging stations are getting out of range.

Set destination manually

View nearby charging stations to help plan the best route

View estimated average range reported by your vehicle using energy bubble

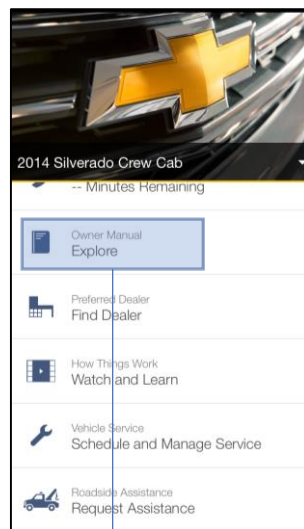
Back to Menu

DOWNLOAD THE MOBILE APP  
Customers can download the myChevrolet®, myBuick®, myGMC® or myCadillac® App from the Apple App Store or Google Play. RemoteLink® is no longer supported.

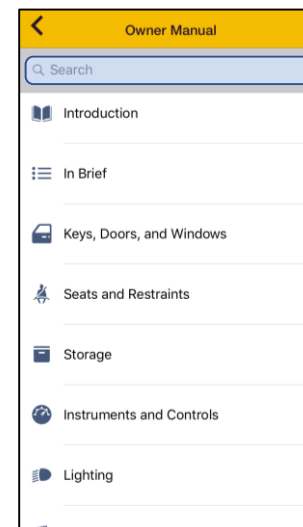
For GM dealership personnel use only. Not intended for advertising purposes. GM reserves the right to make changes at any time, without notice, in prices, colors, materials, equipment, features, specifications and availability. Product information is preliminary and reflects approved content at time of publishing.



- Easily search through their owner's manual using their mobile device
- Search keywords to narrow down results faster than going through the whole manual



From menu, press 'Owner Manual'.



Use the search tab to look up key words.

Or search by categories.

Back to  
Menu

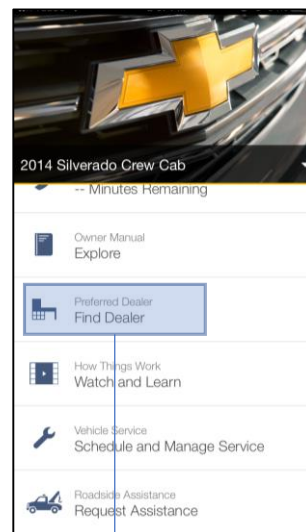


## PREFERRED DEALER – FIND DEALER

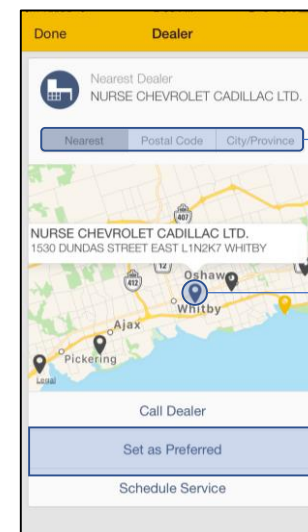


For participating dealers only:

- Set preferred dealers that they want to book regular services through for
- Book service appointments either by phone or through the app



From menu, press  
'Preferred Dealer'.



Search for dealer near your  
location, by postal code, or  
by City/Province.

Select the dealership on the  
map to continue.

Press to set as your  
preferred dealer

Back to  
Menu

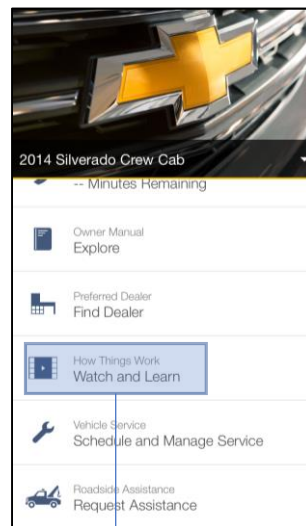
DOWNLOAD THE MOBILE APP  
Customers can download the myChevrolet®, myBuick®, myGMC® or myCadillac® App  
from the Apple App Store or Google Play. RemoteLink® is no longer supported.



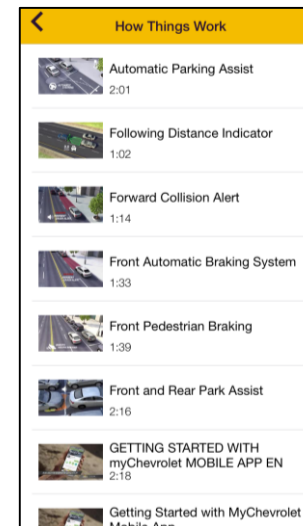
## HOW THINGS WORK – WATCH AND LEARN



- Watch instructive videos on how in-vehicle or in-app features work



From menu, press  
'How Things Work'.



Select any of the  
available videos to  
learn about a feature

Back to  
Menu

DOWNLOAD THE MOBILE APP  
Customers can download the myChevrolet®, myBuick®, myGMC® or myCadillac® App from the Apple App Store or Google Play. RemoteLink® is no longer supported.

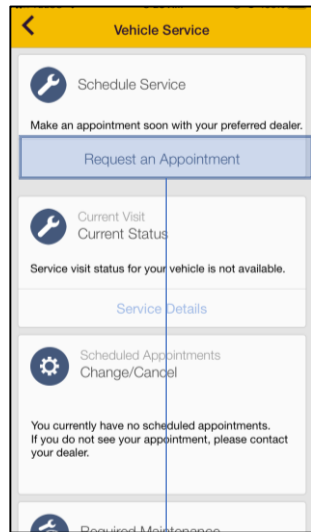




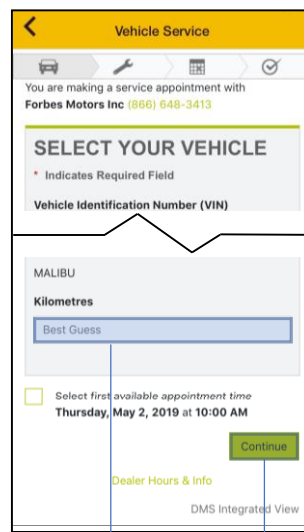
## VEHICLE SERVICE – SCHEDULE AND MANAGE SERVICE



- Schedule appointments with a Preferred Dealer (dealer participation required)\*
- Manage scheduled appointments (change/cancel appointments)
- Keep track of service visit status once the vehicle is checked in
- View required and recommended maintenance and services
- If services are recommended for a vehicle (based on service history, vehicle health, open recalls, maintenance schedule or more), customer will be alerted via the mobile app

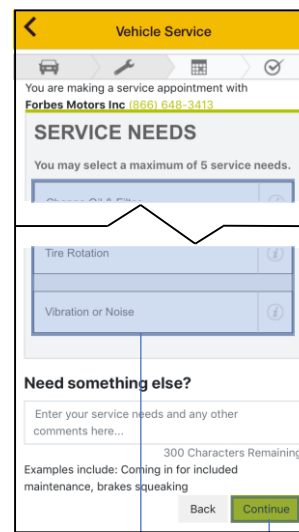


Select 'Request an Appointment'



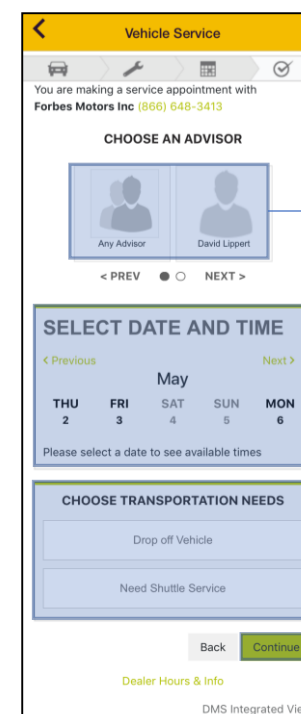
Confirm your vehicle and enter odometer reading.

Press continue.



Select your service needs. (Selected service will be identified by a green checkmark icon.)

Press continue.

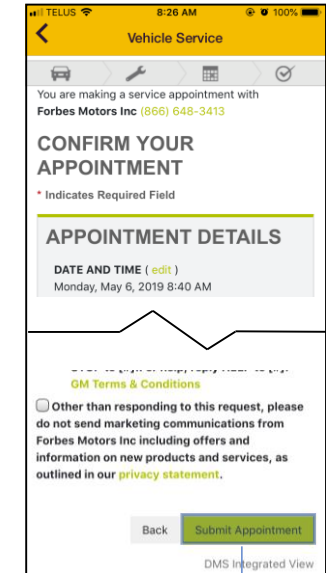


Select advisor

Select date and time

Select transportation needs

Press 'Continue'



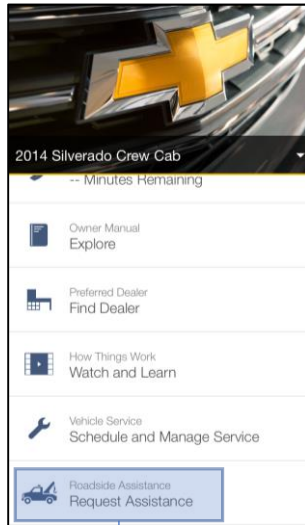
Confirm your request and enter additional information required. Scroll to bottom. Ensure preferred method of contact is selected. Press Submit Service Request.

Back to  
Menu

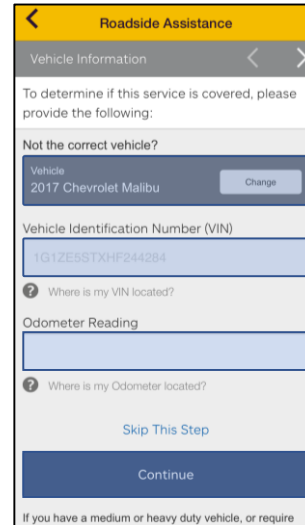
## ROADSIDE ASSISTANCE – REQUEST ASSISTANCE



- Request roadside\* assistance for flat tires, gas refills, vehicle towing, and more



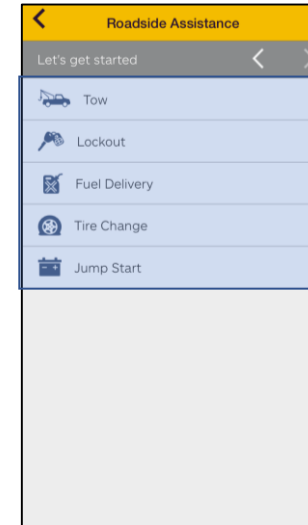
From menu, press  
'Roadside Assistance'.



Select the vehicle that  
requires assistance, and  
verify the VIN

Enter odometer reading

Press continue



Select the type of  
service needed from the  
list

Back to  
Menu

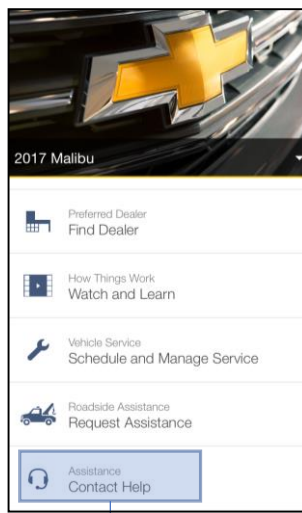
\*Roadside service provided by Allstate Roadside Services. Limitations and restrictions apply. Coverage required to be able to access this service via the vehicle's mobile app.

DOWNLOAD THE MOBILE APP  
Customers can download the myChevrolet®, myBuick®, myGMC® or myCadillac® App  
from the Apple App Store or Google Play. RemoteLink® is no longer supported.

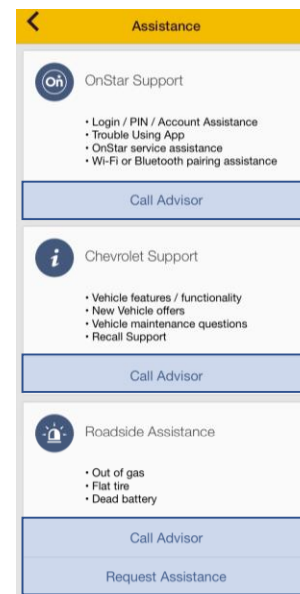




- Speak with an OnStar assistant directly for any vehicle or GM product related service



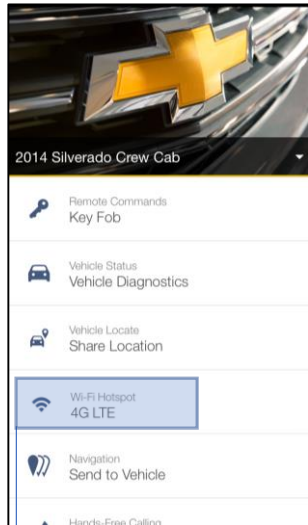
From menu, press  
'Assistance'.



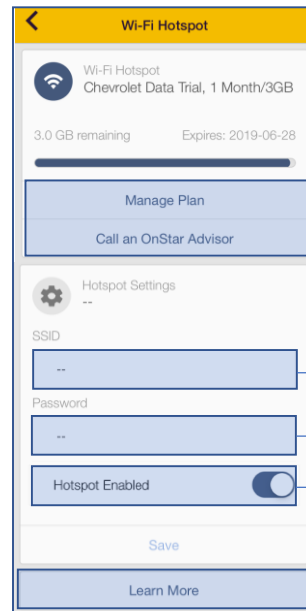
Select desired Assistance  
Support type to contact a  
representative.

Back to  
Menu

- Purchase in-vehicle Wi-Fi plans
- Change Wi-Fi hotspot name (SSID) and password



From menu, press 'Wi-Fi Hotspot'.

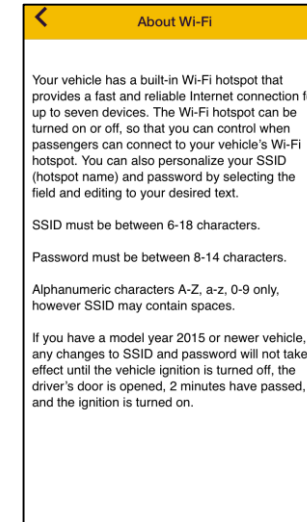


Manage data plan via OnStar website, or call an OnStar Advisor.

Wi-fi Hotspot SSID and password information

Enable or disable hotspot

Get more information on Wi-Fi Hotspot.



Contains Wi-fi vehicle, SSID, and password requirements

Back to Menu

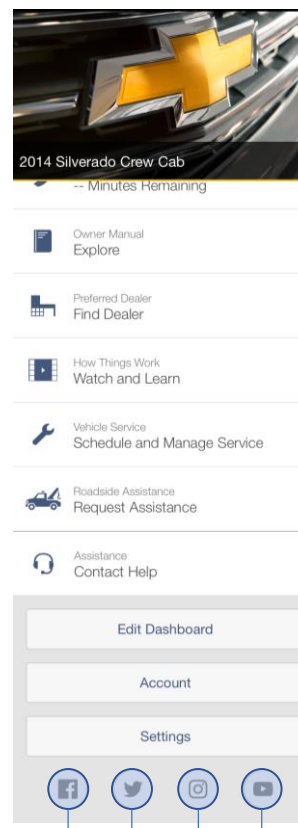
DOWNLOAD THE MOBILE APP

Customers can download the myChevrolet®, myBuick®, myGMC® or myCadillac® App from the Apple App Store or Google Play. RemoteLink® is no longer supported.





- Connect with Chevrolet, Buick, GMC and Cadillac brands Facebook, Twitter, Instagram and YouTube pages.



At the bottom of the main menu click to launch brand Facebook, Twitter, Instagram and YouTube pages

Back to  
Menu



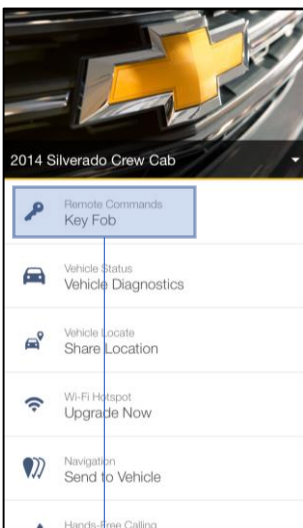
REMOTE  
ACCESS

## REMOTE COMMANDS – KEY FOB

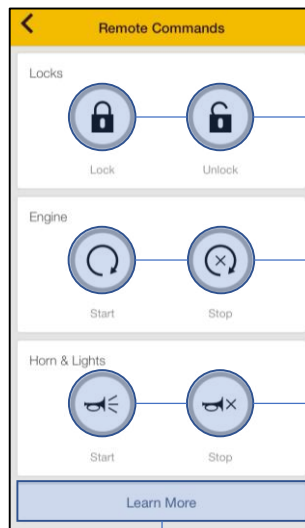
### Remote Access Plan Upgrade



- Control **door locks**, **engine start/stop**, and **horns & lights** (for properly equipped vehicles).



From menu, press  
'Remote Commands'.

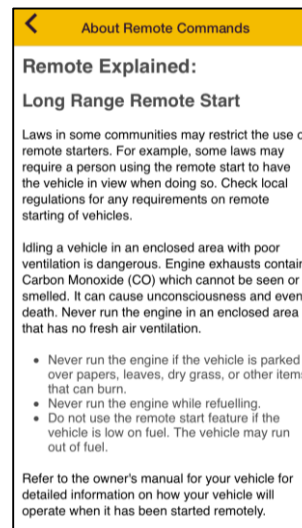


Press the 'Learn More' button  
for more information.

Lock or unlock your vehicle.

Start or stop your vehicle.

Toggle your panic alarm on  
or off.



Learn about proper use,  
safety, and FAQ.

Back to  
Menu

DOWNLOAD THE MOBILE APP  
Customers can download the myChevrolet®, myBuick®, myGMC® or myCadillac® App  
from the Apple App Store or Google Play. RemoteLink® is no longer supported.







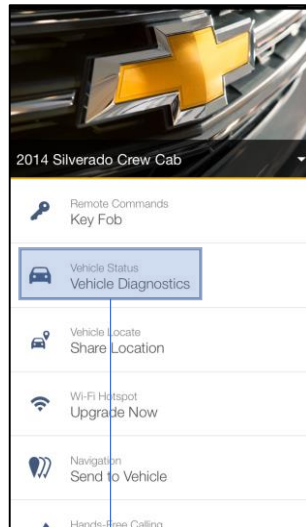
REMOTE  
ACCESS

# VEHICLE STATUS – VEHICLE DIAGNOSTICS

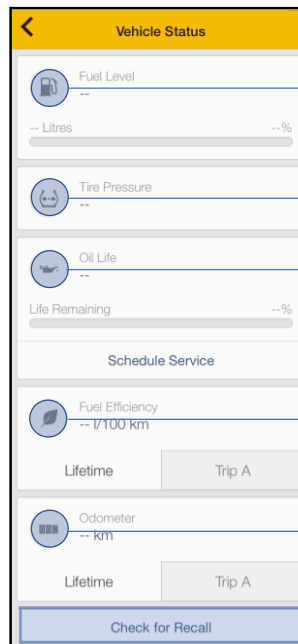
## Remote Access Plan Upgrade



- View **Fuel level**, **tire pressures**, **oil life**, **fuel efficiency**, and **odometer** (for properly equipped vehicles)
- Check **Recall Information**



From menu, press  
'Vehicle Status'.

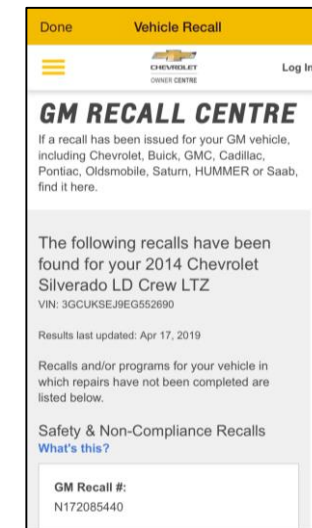


Fuel Level, Tire Pressure, Oil Life, Fuel Economy, and Odometer can be viewed here.

To refresh the information, hold and swipe the screen down to refresh.

Press 'Check for Recall' to view any current recalls.

Click for EV



View information on recall date, problem title and description, safety risk, repair description and status mirrored from Owner Centre.

Back to  
Menu

DOWNLOAD THE MOBILE APP  
Customers can download the myChevrolet®, myBuick®, myGMC® or myCadillac® App from the Apple App Store or Google Play. Remotelink® is no longer supported.



For GM dealership personnel use only. Not intended for advertising purposes. GM reserves the right to make changes at any time, without notice, in prices, colors, materials, equipment, features, specifications and availability. Product information is preliminary and reflects approved content at time of publishing.



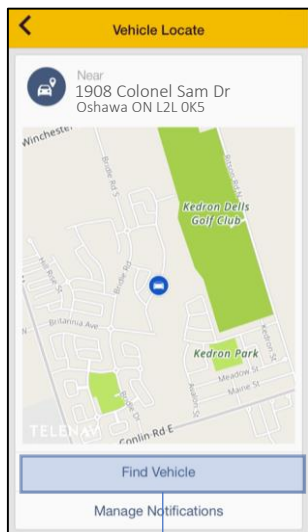
REMOTE  
ACCESS

## VEHICLE LOCATE – SHARE LOCATION

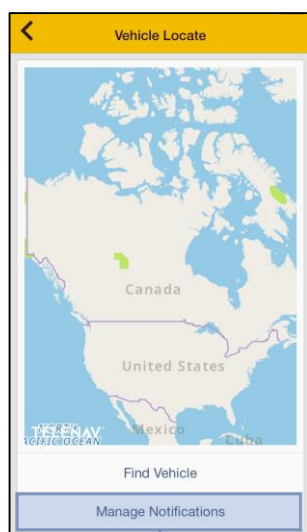
### Remote Access Plan Upgrade



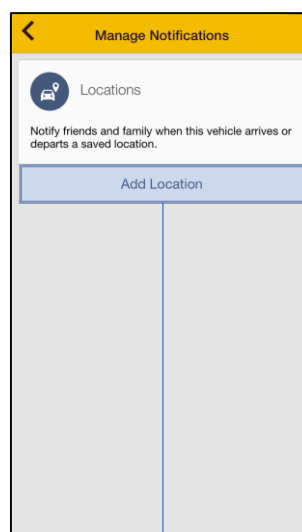
- Customer can locate their vehicle through available cellular network.
- Notify friends and family when vehicle arrives or departs a saved location via SMS



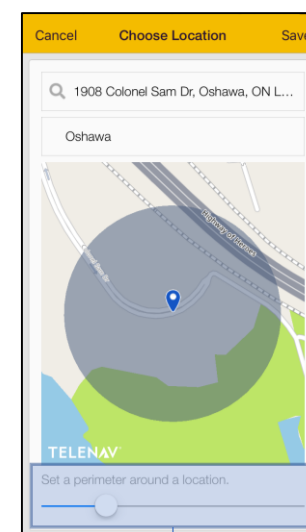
Find vehicle's  
current address.



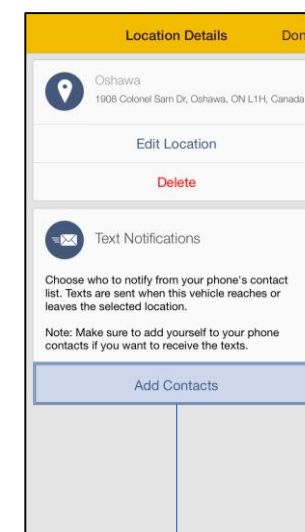
Press 'Manage  
Notifications'.



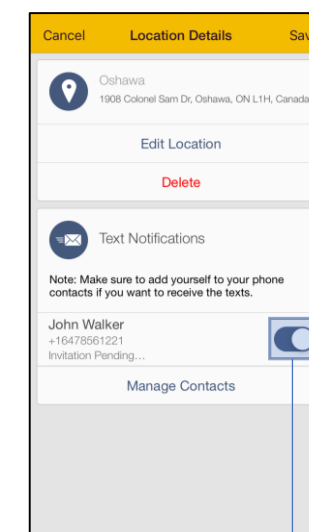
Press 'Add Location'.



Slide to set vehicle boundary  
for alerts.



Add Contacts to receive  
alerts.



Select to share  
notifications for arrivals  
and departures.

Back to  
Menu

DOWNLOAD THE MOBILE APP  
Customers can download the myChevrolet®, myBuick®, myGMC® or myCadillac® App from the Apple App Store or Google Play. RemoteLink® is no longer supported.



For GM dealership personnel use only. Not intended for advertising purposes. GM reserves the right to make changes at any time, without notice, in prices, colors, materials, equipment, features, specifications and availability. Product information is preliminary and reflects approved content at time of publishing.



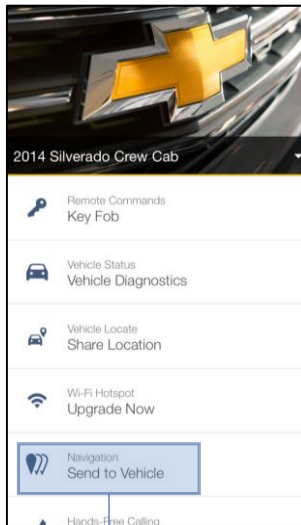
REMOTE  
ACCESS

## NAVIGATION – SEND TO VEHICLE

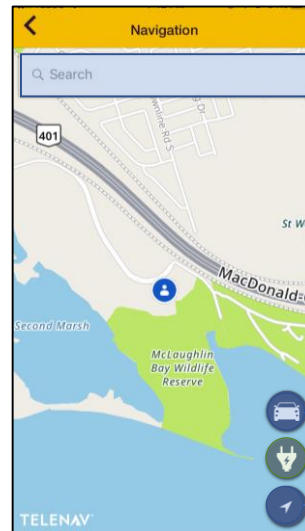
### Remote Access Plan Upgrade



- Send turn-by-turn navigational instructions to your vehicle (properly equipped vehicle required)
- Launch walking instructions through mobile phone map.



From menu, press 'Navigation'.

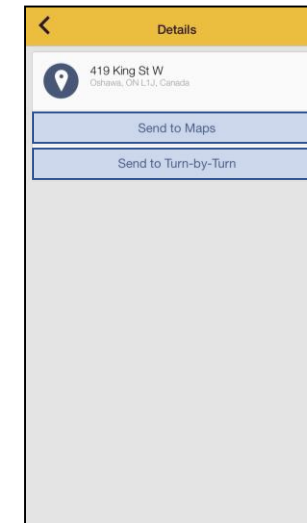


Search and select the location of interest on the map.

Locate your vehicle on the map

EV ONLY: Find nearby charging stations

Locate your phone location on the map



Launch walking directions on mobile phone maps

Send directions to vehicle

Back to  
Menu

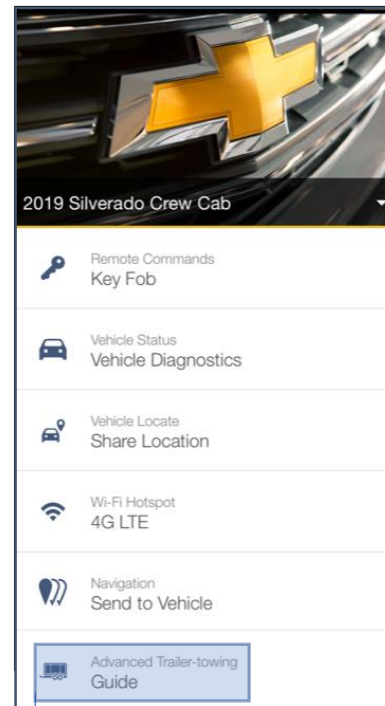
DOWNLOAD THE MOBILE APP  
Customers can download the myChevrolet®, myBuick®, myGMC® or myCadillac® App from the Apple App Store or Google Play. RemoteLink® is no longer supported.



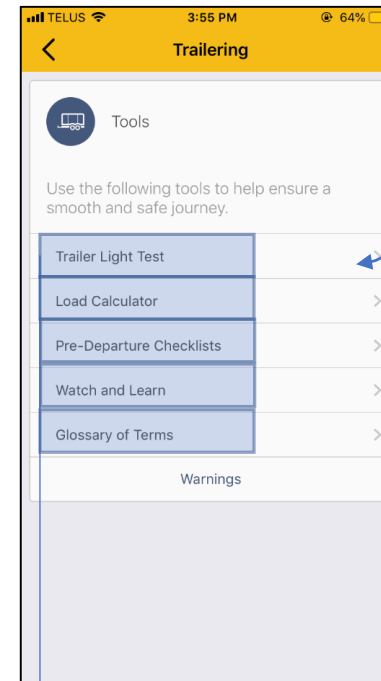


Available trailering features on MY19 and MY20 All-New Silverado and Sierra:

- Pre-departure checklists, Trailer lighting sequence, How-to videos and instructions, Glossary of terms, Load calculator



From menu, press 'Advanced  
Trailer-towing'

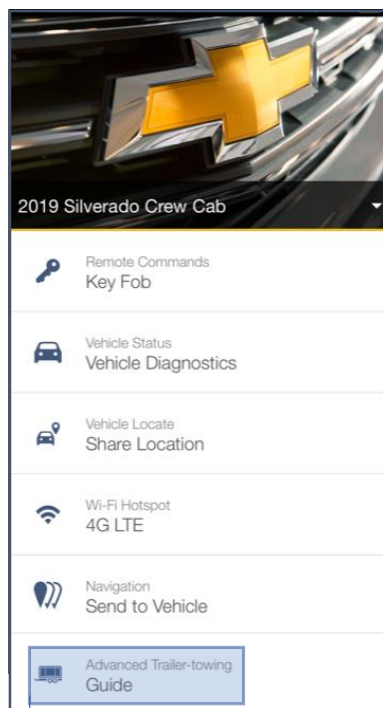


Trailer tools available

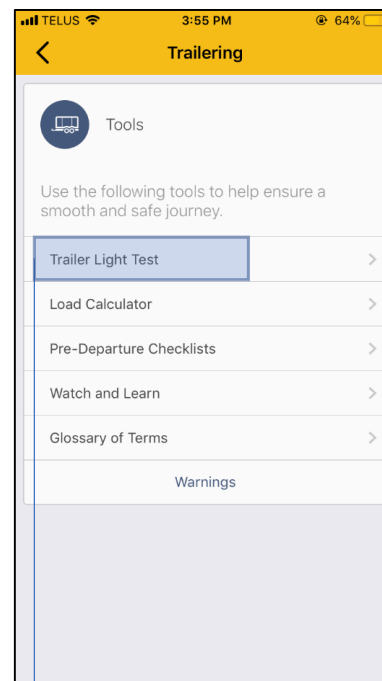
Back to  
Menu



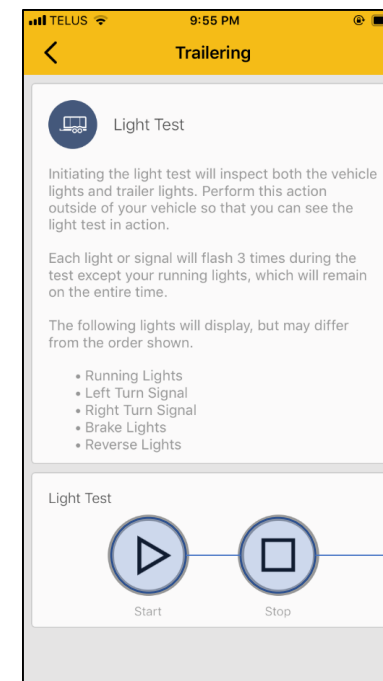
- Available trailering features on MY19 and MY20 All-New Silverado and Sierra: Run test to inspect both vehicle lights and trailer lights



From menu, press 'Advanced Trailer-towing'



Perform light test (vehicle and trailer)



Press to Stop/Start test

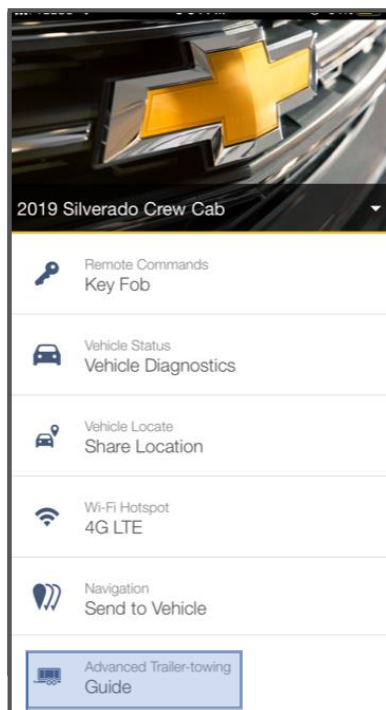
Back to  
Menu

# TRAILER-TOWING – GUIDE

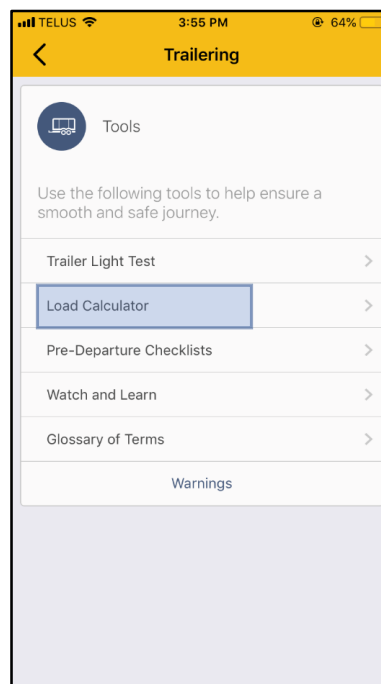
## Trailer Feature: Load Calculator



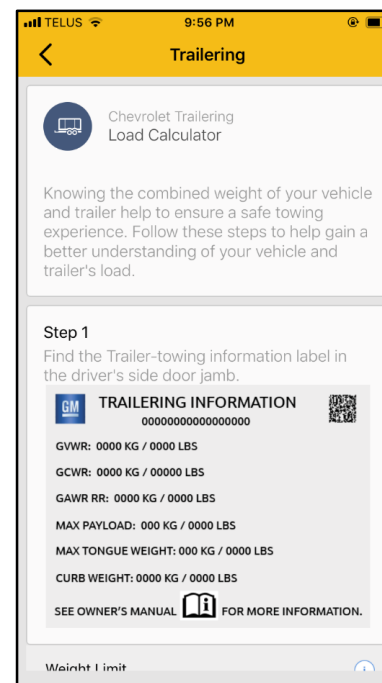
- Available trailering features on MY19 and MY20 All-New Silverado and Sierra: 5 Step process to calculate the trailering capacity of your vehicle and trailer combination for a confident towing experience.



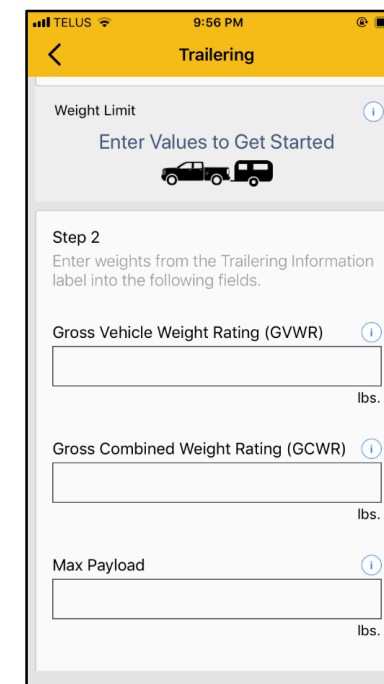
From menu, press 'Advanced Trailer-towing'



Press for 'Load Calculator'



Step 1. Where to find trailer-towing information

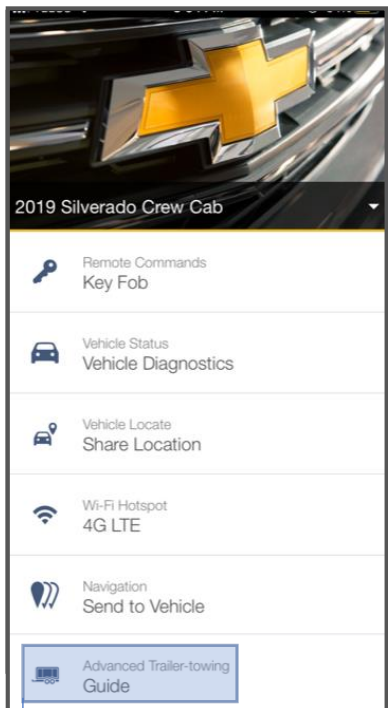


Step 2-5 enter weight values

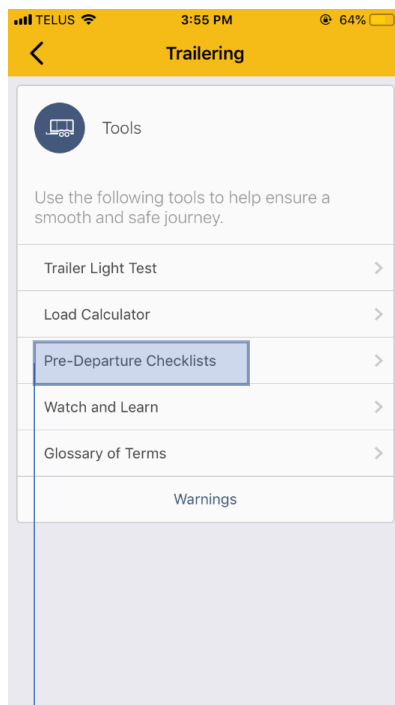
Click for  
Trailer Menu



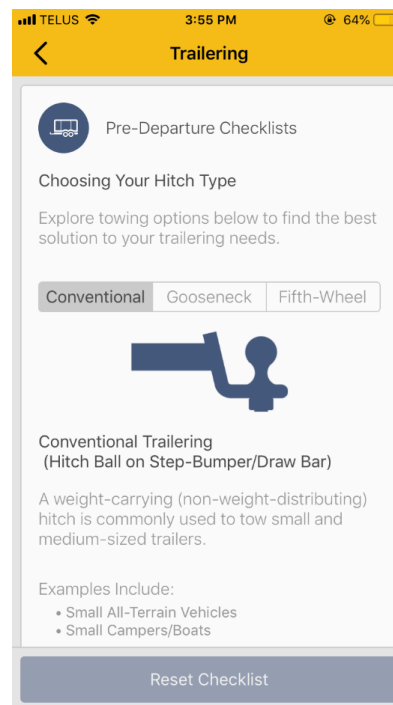
- Available trailering features on MY19 and MY20 All-New Silverado and Sierra: Convenient step-by-step checklist to help you through the trailering setup process



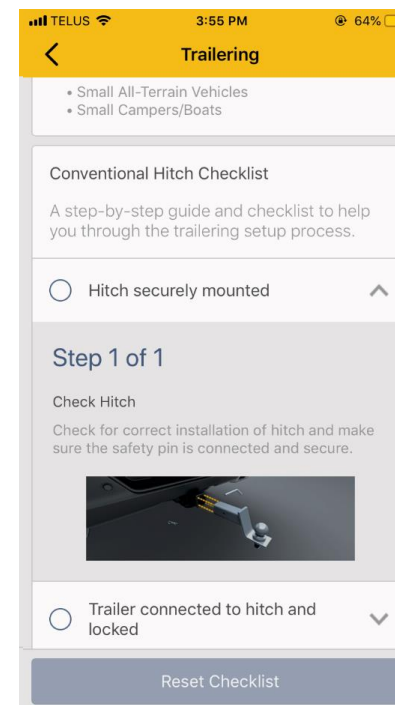
From menu, press 'Advanced Trailer-towing'



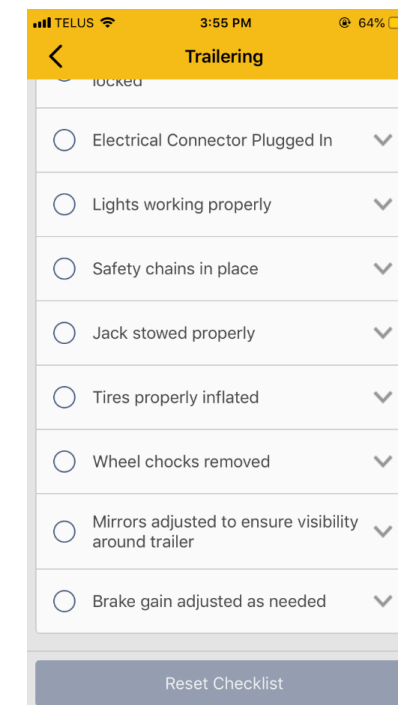
Press for 'Pre-Departure Checklist'



Choose hitch type to suit your needs



Check that hitch is safely installed



Check off each step before departure

Click for  
Trailer Menu

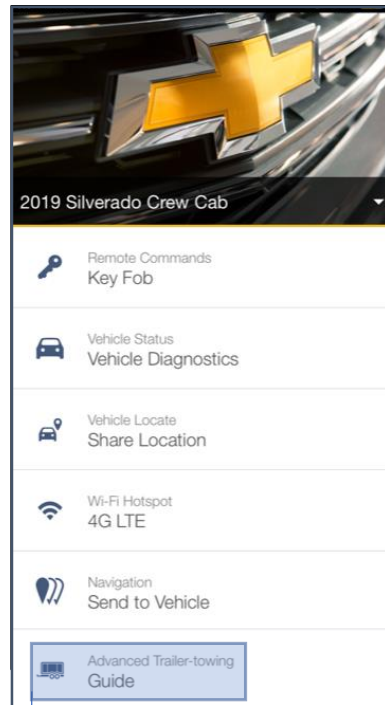


# TRAILER-TOWING – GUIDE

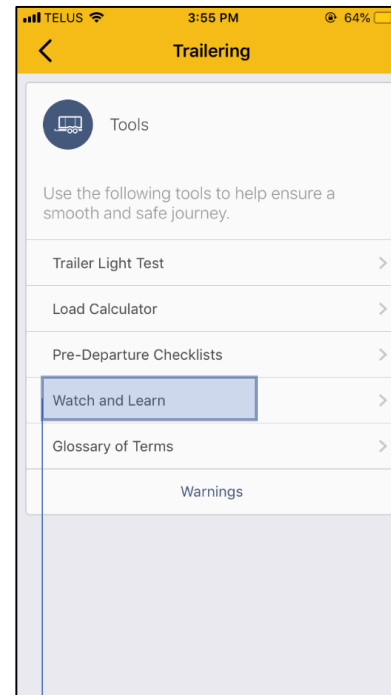
## Trailer Feature: Watch and Learn



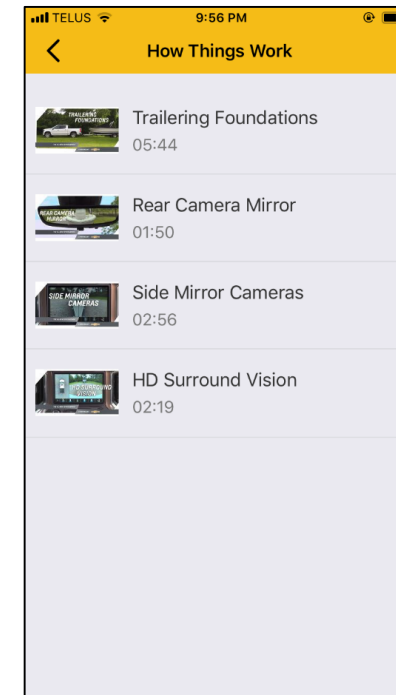
Available trailering features on MY19 and MY20 All-New Silverado and Sierra:  
Instructional videos on how trailering features (foundations, rear camera mirror, side mirror camera, HD Surround vision) work



From menu, press 'Advanced Trailer-towing'



Press for instructional videos



Click for  
Trailer Menu

DOWNLOAD THE MOBILE APP  
Customers can download the myChevrolet®, myBuick®, myGMC® or myCadillac® App from the Apple App Store or Google Play. RemoteLink® is no longer supported.



For GM dealership personnel use only. Not intended for advertising purposes. GM reserves the right to make changes at any time, without notice, in prices, colors, materials, equipment, features, specifications and availability. Product information is preliminary and reflects approved content at time of publishing.

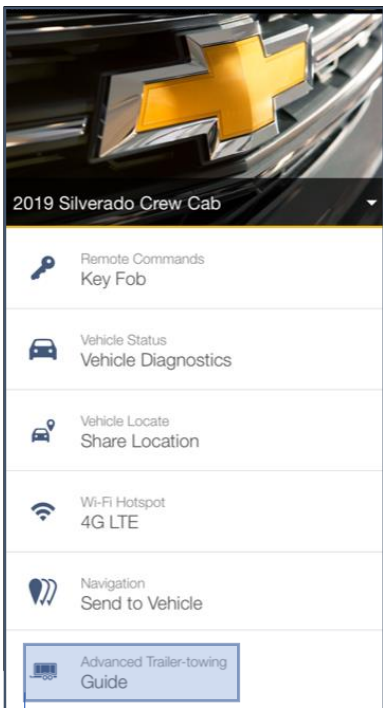


# TRAILER-TOWING – GUIDE

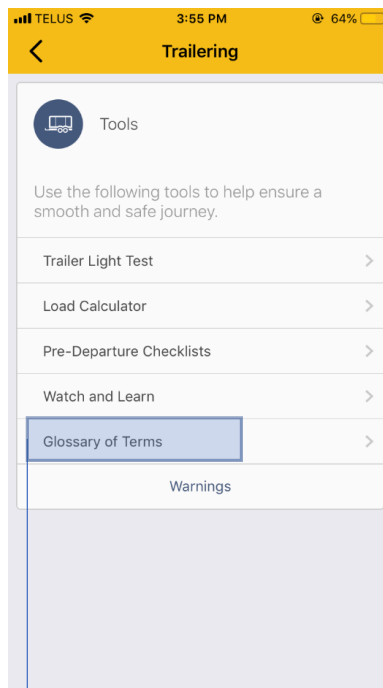
## Trailer Feature: Glossary of Terms



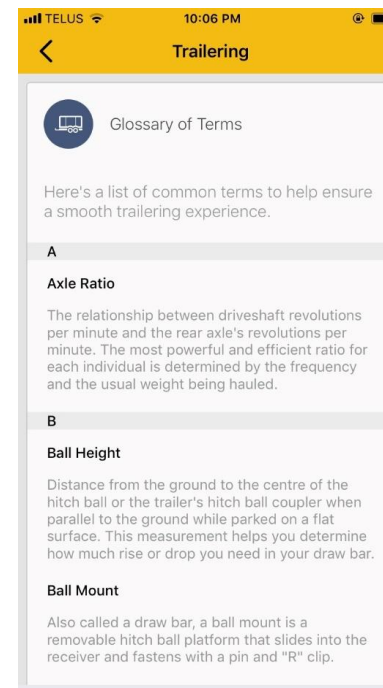
List of common trailer terms to help ensure a smooth trailering experience.



From menu, press 'Advanced Trailer-towing'



Press for glossary of key trailering terms



Click for  
Trailer Menu

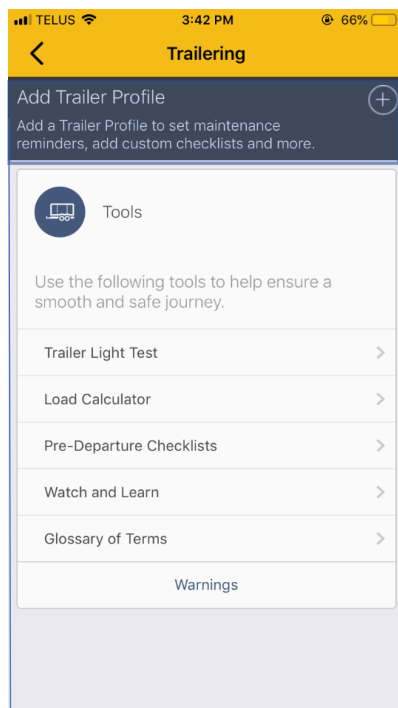
DOWNLOAD THE MOBILE APP  
Customers can download the myChevrolet®, myBuick®, myGMC® or myCadillac® App from the Apple App Store or Google Play. RemoteLink® is no longer supported.



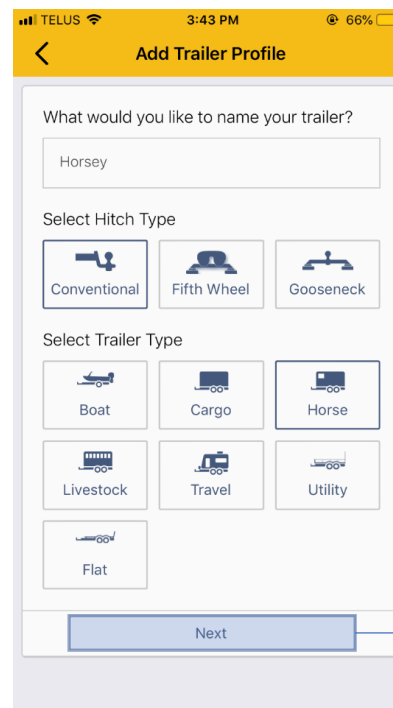
- Available on MY20 All-New Silverado and Sierra and newer (LD & HD) equipped with in-vehicle Trailing App, myBrand companion feature: Add Trailer profile creation



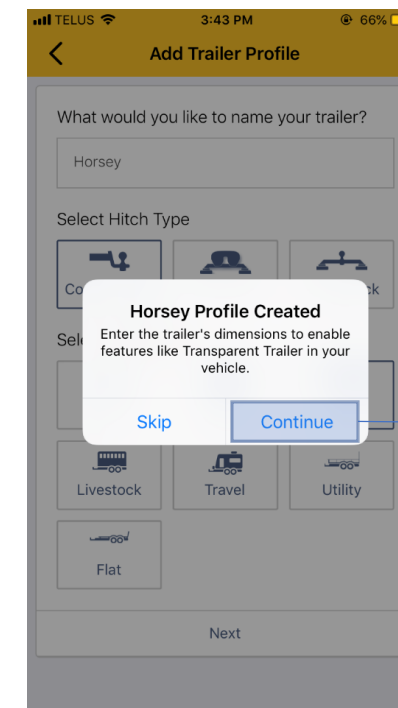
Press for glossary of key trailering terms



Click to add trailer profile, reminders, checklists and more



Add trailer name, select hitch type and trailer type.



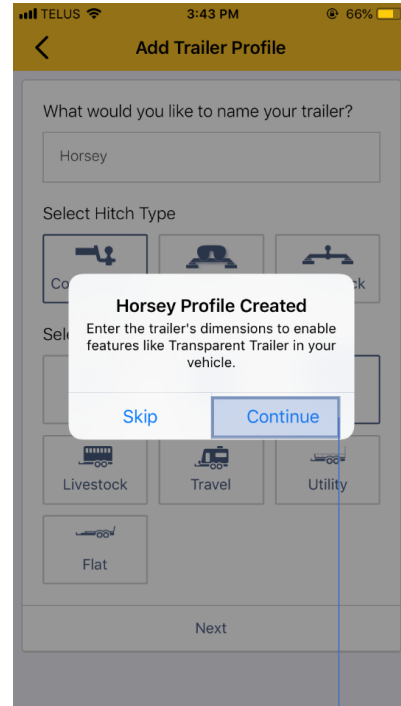
Profile Created. Click to enter trailer dimensions

Click here for Transparent Trailer

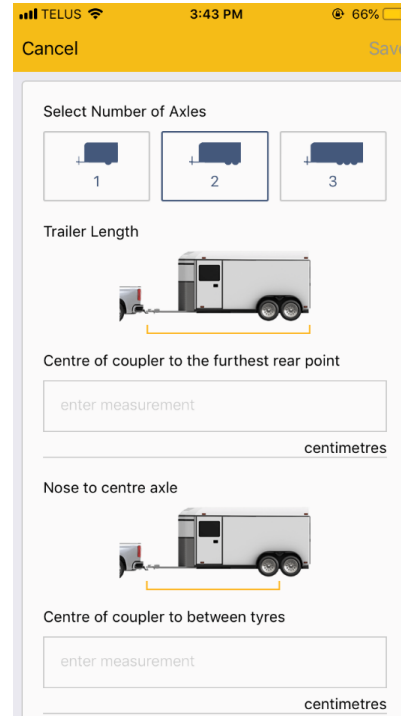
Click to 'Create Profile'

Click for Trailing Menu

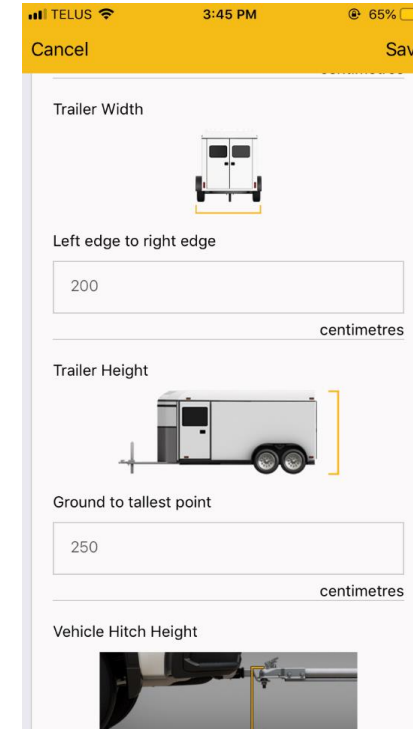
Available on MY20 All-New Silverado and Sierra and newer (LD & HD) equipped with in-vehicle Trailing App, myBrand companion feature:  
After Trailer Profile Creation, enter trailer dimensions to enable 'Transparent Trailer' feature.



Click to enter trailer dimensions



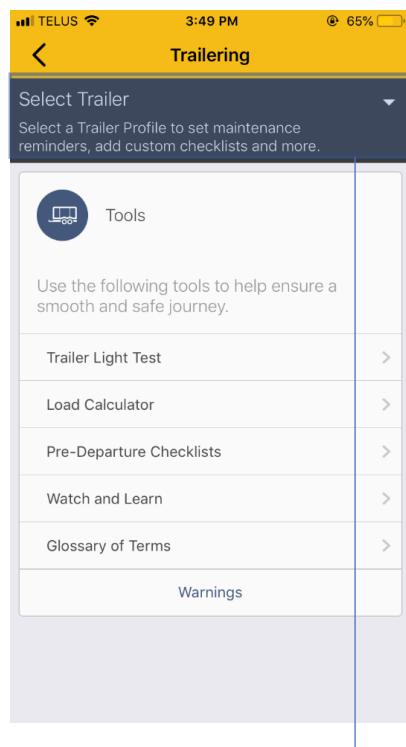
Select number of axles, trailer length information



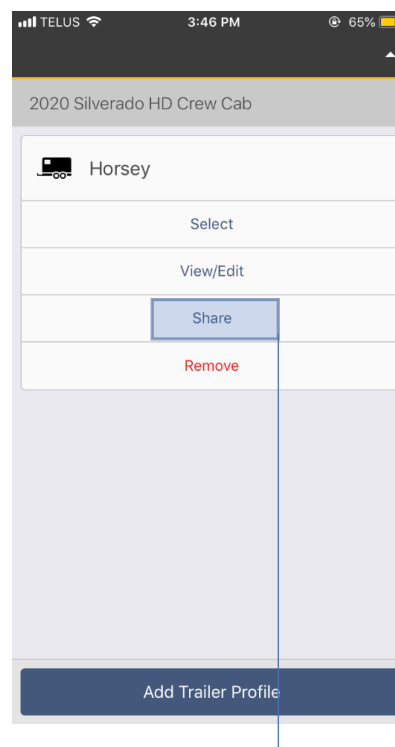
Add trailer height and width measurements

Click for  
Trailer Menu

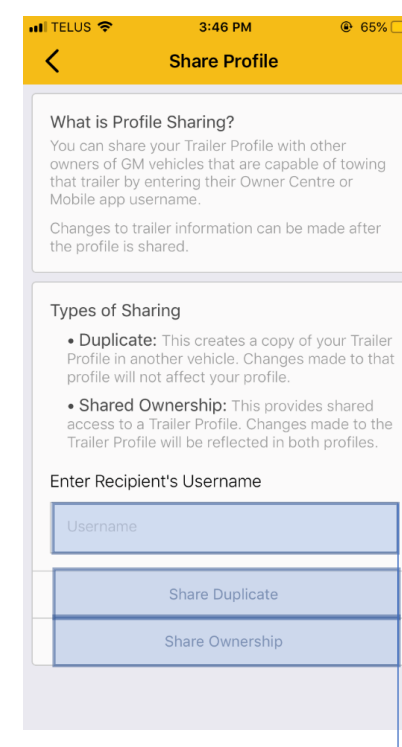
- Available on MY20 All-New Silverado and Sierra and newer (LD & HD) equipped with in-vehicle Trailing App, myBrand companion feature: Share trailer profile



From Trailing Menu press 'Select Trailer'



Press 'Share' under desired trailer profile.

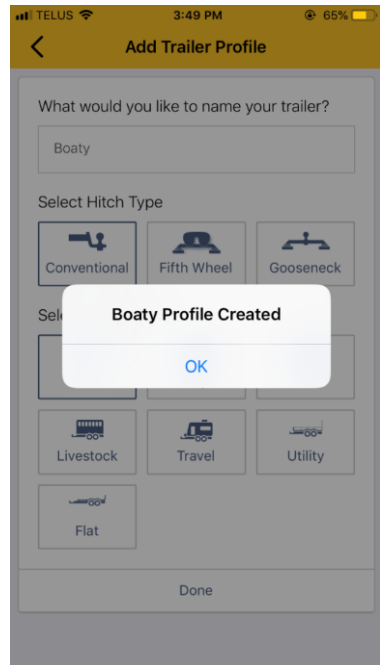


Enter Recipient's Username to create a copy or share access to a trailer profile

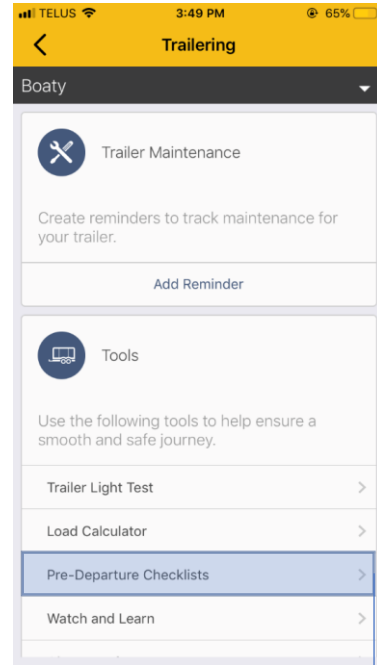
Click for  
Trailing Menu



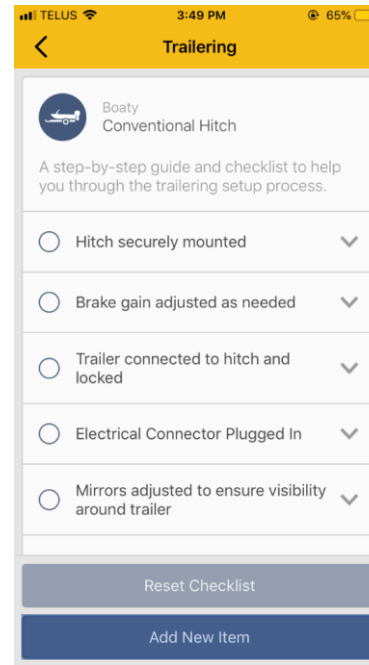
- Available on MY20 All-New Silverado and Sierra and newer (LD & HD) equipped with in-vehicle Trailing App, myBrand companion feature:  
Set customized checklists



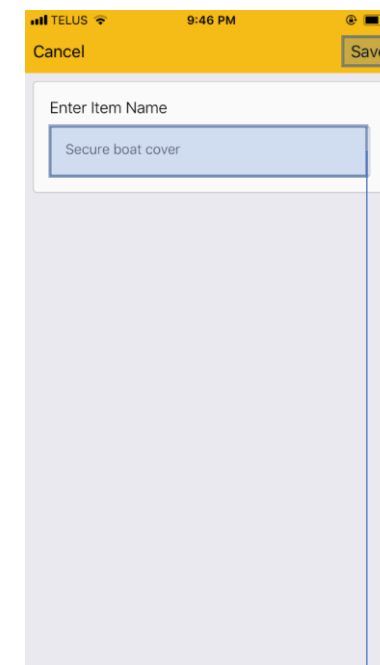
Create Trailer Profile



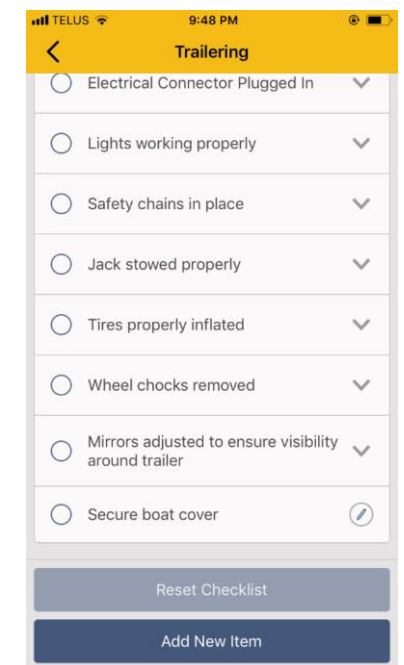
From Trailing Menu press 'Pre-Departure Checklist'.



Select 'Add New Item' to customize checklist.



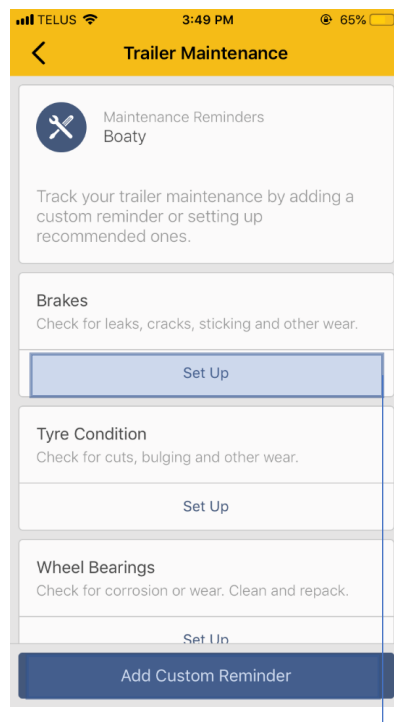
Enter custom item name. Click 'Save'.



View checklist with custom items.

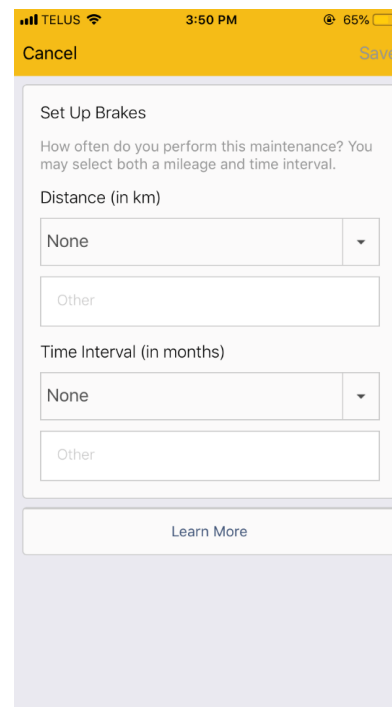
Click for  
Trailing Menu

- Available on MY20 All-New Silverado and Sierra and newer (LD & HD) equipped with in-vehicle Trailing App, myBrand companion feature: Set Trailer Maintenance Reminders

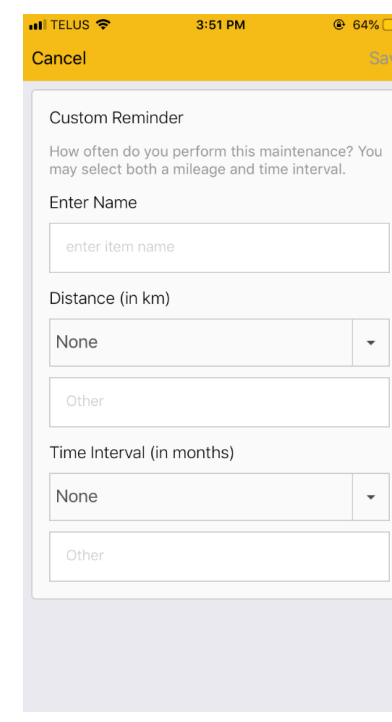


Select “Set Up” to set reminder for Braking Maintenance.

Select “Add Custom Reminder” to create custom maintenance reminder.



Enter the mileage and time interval of the braking maintenance reminder.



Enter the name, mileage and interval of the custom maintenance reminder.

Click for  
Trailing Menu